


Animal Research Report

FREE PRINTABLES




Animal Research Report by: _____

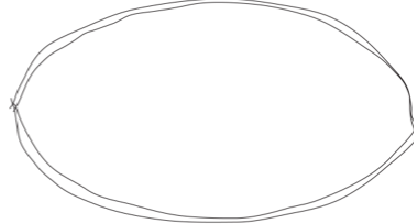
Animal Name: _____

This animal is a: Amphibian Bird Fish Insect Mammal Reptile

Here is a picture of my animal.



My animal's habitat is...



Animal Facts

Height/Size: _____

Weight: _____

Color: _____

It has fur/feathers/skin: _____

What it eats: _____

Where it lives: _____

Predators: _____

Lifespan: _____

Three Interesting Facts About My Animal:

1.	2.	3.

© Making Lemonade in Second Grade 2016



making lemonade
IN SECOND GRADE

GET THE COMPLETE PROJECT PACK

EVERYTHING YOU NEED FOR YOUR ANIMAL RESEARCH PROJECT, READY TO PRINT AND GO!



ANIMAL DIORAMA and Research Report PROJECT PACK

by: Samantha Almaguer



What will your students create?

STEP-BY-STEP INSTRUCTION PRESENTATION
WITH LOTS OF EXAMPLES FOR YOUR STUDENTS!

STUDENT RUBRIC FOR ANIMAL RESEARCH PROJECT		GRADING RUBRIC FOR ANIMAL RESEARCH PROJECT					
	5 points	1 point	5 points	4 points	3 points	2 points	1 point
Animal Report	Empowered all questions on the worksheet	Lowered most questions on worksheet	Animal report: Student answered all questions on the worksheet	Student answered most questions on the worksheet	Student answered to most questions on the worksheet	Student answered less than most questions on the worksheet	Student did not answer any questions on the worksheet
Diagrams	Diagrams showed all parts of the animal's body	Diagrams showed some parts of the animal's body	Diagrams showed all parts of the animal's body	Diagrams showed most parts of the animal's body	Diagrams showed some parts of the animal's body	Diagrams showed less than most parts of the animal's body	Diagrams did not show any parts of the animal's body
Dioramas	Diorama showed all parts of the animal's habitat	Diorama showed some parts of the animal's habitat	Diorama showed all parts of the animal's habitat	Diorama showed most parts of the animal's habitat	Diorama showed some parts of the animal's habitat	Diorama showed less than most parts of the animal's habitat	Diorama did not show any parts of the animal's habitat

RUBRICS INCLUDED FOR EASY GRADING

Animal Research Report Template Name: Samantha A.

Animal Description: Giraffes are the tallest animals. They can be 14-18 feet tall and weigh 1,500-3,000 pounds. They have a small hump on their back, and have a hump between their bodies.

Habitat: Giraffes live in savannas, which are grassy areas with scattered trees.

Diet: Giraffes are herbivores and eat leaves from acacia trees.

Animal Research Information Sheet Name: Samantha

Habitat: African Savanna

Animal: Giraffe

Interesting Facts: Their tongue is 18-20 inches long and blue-black.

GRAPHIC ORGANIZERS FOR ANIMAL RESEARCH AND REPORT WRITING

ANIMAL PROJECT

Dear Parents & Guardians,

We are learning all about ANIMALS this month. For a special project, students will be researching an animal at school and completing a Diorama.

Materials needed:

- scissors
- glue
- markers or paint
- glue
- paper or construction paper

Directions for Animal Diorama Project

PARENT LETTERS AND INSTRUCTIONS

ZEBRA

HIPPO AND BOA SNAKE

SHARK AND CAMEL

RATTLESNAKE AND TIGER

and worksheets by the end of this week.

All Dioramas and Animal Reports will be due:

Step 1: Leave your animal using ring, cardboard, foam, or paper. To make your animal to be the focus of your diorama or make sure that it is large enough to show out against the rest of the scenery.

Step 2: Create the background. Use glue, markers, paint, or markers to create the background. What is the animal's natural habitat? Be sure to include details to make your diorama more interesting to look at.

Step 3: Complete the Animal Research Report about your animal. This will be a focus in this year's diorama.

Step 4: Write the animal's name on the diorama. You can use your Handwriting Chart to help you. What are you going to call the class about your animal? Be prepared to answer questions about your animal!

Step 5: Look at the rubric and make sure that you've included everything to receive all the points.

Your diorama and research report are due:


Animal Research Report

by: _____

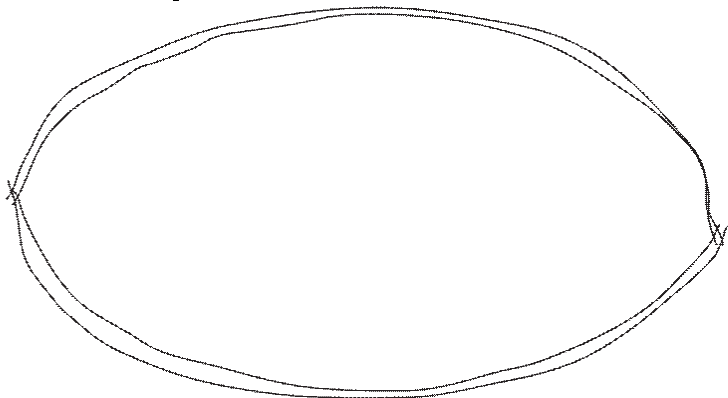
Animal Name: _____

This animal is a: Amphibian Bird Fish Insect Mammal Reptile

Here is a picture of my animal.



My animal's habitat is...



Animal Facts

Height/Size: _____

Weight: _____

Color: _____

It has fur/feathers/skin: _____

What it eats: _____

Where it lives: _____

Predators: _____

Lifespan: _____

Three Interesting Facts About My Animal:

1.	2.	3.
----	----	----

Name: _____

Date: _____

Animal Research Report Template

My animal is a _____ . It is a _____ .

Its habitat is a _____ .

It eats _____ .

It looks like _____

It moves by _____ .

Some interesting facts about this animal are

_____ .

I chose this animal because

_____ .

Acknowledgements and Terms of Use

Special thanks to the following artists for the adorable graphics
and fonts used in this unit!



Please note that all activities, ideas, and printables included in this unit are the intellectual property of me, Samantha Almaguer. You are welcome to share photos or examples on your classroom website or blog. I just ask that you please give me credit by either linking to my TpT store, my Facebook page or my blog.

www.makinglemonadeinsecondgrade.blogspot.com



THANK YOU FOR DOWNLOADING THIS PRODUCT!

Do you like this product? If so, please be sure to share some love and leave feedback for this FREE download on TpT!



making lemonade
IN SECOND GRADE

