


# LIVING and NONLIVING

Name \_\_\_\_\_ Date \_\_\_\_\_

## Living and Nonliving


Color all of the pictures of living things. Cross out all of the nonliving pictures.



Name \_\_\_\_\_ Date \_\_\_\_\_

Color, cut, sort things that are living and nonliving.

Living	Nonliving



Name \_\_\_\_\_ Date \_\_\_\_\_

## Germinating MY seed

Draw a picture of what your seed looks like each day that you observe it.

Day 1	Day 2
Day 3	Day 4

Name \_\_\_\_\_ Date \_\_\_\_\_

## Planting MY seed

Draw a picture of your seed's new home and write about it.

Today I planted my  
seed. I gave it soil,  
water, and light to  
help it grow.

© Learning with Mrs. Leebly 2018





## GERMINATING SEEDS

I do this with soy beans every year. Just write the kids' names on baggies. Then stick 1-3 seeds in the bag with a wet paper towel and tape to the window. **WARNING- DO NOT CLOSE THE BAG!** Living things need air, remember? Within the next few days the seeds will sprout and the kids love observing this wonder of life. Eventually move into soil and students can take plants home after more observing.

Enjoy!



Name Michael B. Date 3-7-13

## Living and Nonliving

Color all of the pictures of living things. Cross out all of the nonliving pictures.

<http://learningwithmrsleeby.com>



Name Ella Date 3-7-13

## Germinating My Seed

Draw a picture of what your seed looks like each day that you observe it.



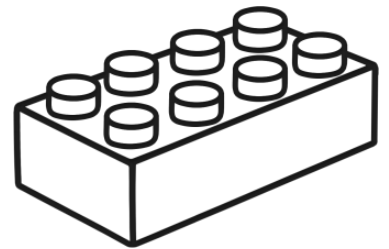
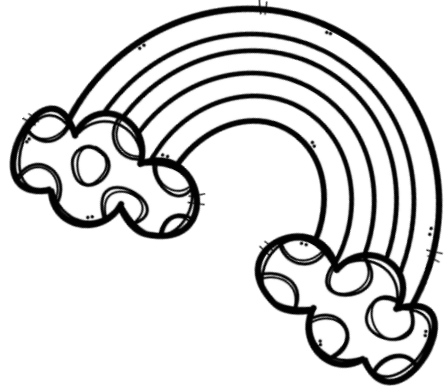


Day 1	Day 2
Day 3	Day 4

<http://learningwithmrsleeby.blogspot>

Name \_\_\_\_\_ Date \_\_\_\_\_

# Living and Nonliving

Color all of the pictures of living things. Cross out all of the nonliving pictures.



Name \_\_\_\_\_

Date \_\_\_\_\_




Color, cut, and sort things that are living and nonliving.

Living

Nonliving

Living	Nonliving



Name \_\_\_\_\_ Date \_\_\_\_\_

# Germinating MY Seed

Draw a picture of what your seed looks like each day that you observe it.

Day 1

Day 2

Day 3

Day 4

Day 5

Day 6

Name \_\_\_\_\_ Date \_\_\_\_\_

# Planting MY Seed

Draw a picture of your seed's new home and write about it.

Today I planted my  
seed. I gave it soil,  
water, and light to  
help it grow.

Name \_\_\_\_\_ Date \_\_\_\_\_

# Planting MY Seed

Draw a picture of your seed's new home and write about it.

The page contains three sets of horizontal lines for writing. Each set consists of a solid top line, a dashed middle line, and a solid bottom line. The first set is located in the upper half of the page, and the other two are in the lower half.



# LOOKING FOR NUMBER SENSE WORK?

## 0-10 In Many different ways

Reinvented Roll and Record 1-6 and 7-12  
 Ordering 0-5 and 1-10  
 Making 5 and 10  
 Fill in the missing number  
 Before and After  
 Adding numbers to 5 and 10  
 Part Part Whole  
 Color By The Code  
 Finger Patterns  
 And more!

Differentiated!  
**PRINT AND GO**



LEARNING WITH Mrs. Leeby

## 11-20 In Many different ways

Show a Number in Four Different Ways  
 Ordering 11-20, 11-15, 15-20  
 Fill in the missing number  
 One Less and One More  
 Adding to 10  
 Color By The Code  
 Number Lines  
 Number Lines, Dot Patterns,  
 Finger Patterns, Tallys  
 Part Part Whole  
 Number Puzzles  
 Task Cards




LEARNING WITH Mrs. Leeby

# 0-20 In Many Different Ways The Bundle

## 0-10 In Many different ways

Reinvented Roll and Record 1-6 and 7-12  
 Ordering 0-5 and 1-10  
 Making 5 and 10  
 Fill in the missing number  
 Before and After  
 Adding numbers to 5 and 10  
 Part Part Whole  
 Color By The Code  
 Finger Patterns  
 And more!

Differentiated!  
**PRINT AND GO**



LEARNING WITH Mrs. Leeby

## 11-20 In Many different ways

Show a Number in Four Different Ways  
 Ordering 11-20, 11-15, 15-20  
 Fill in the missing number  
 One Less and One More  
 Adding to 10  
 Color By The Code  
 Number Lines  
 Number Lines, Dot Patterns,  
 Finger Patterns, Tallys  
 Part Part Whole  
 Number Puzzles  
 Task Cards



LEARNING WITH Mrs. Leeby

SAVE WITH THE BUNDLE

**Letter of the week**  
Writing and Sound  
**the week**  
NO PREP Alphabet Work for every day of the week for every letter

© Learning With Mrs. Leebly 2014

**Word of the week**  
DOLCH PRE-PRIMER  
**the week**  
NO PREP Word Work for every day of the week for every word

© Learning With Mrs. Leebly 2014

**Word of the week**  
DOLCH PRIMER  
**the week**  
NO PREP Word Work for every day of the week for every word

© Learning With Mrs. Leebly 2014

41 words - over 400 pages of word work  
**Word of the week**  
DOLCH 1st Grade List  
**the week**  
NO PREP Word Work for every day of the week for every word

© Learning With Mrs. Leebly 2014

Are you looking for LITERACY resources?

41 words - over 450 pages of word work  
**Word of the week**  
DOLCH 2nd Grade List  
**the week**  
NO PREP Word Work for every day of the week for every word

© Learning With Mrs. Leebly 2014



**Letter and Word of the week BUNDLE**  
© Learning With Mrs. Leebly 2014

**Word of the week BUNDLE**  
NO PREP Word Work for every day of the week for every word  
DOLCH 1st and 2nd Grade List  
**BUNDLE**

**Word of the week MEGA BUNDLE**  
179 WORDS - 1,790 PAGES OF WORD WORK  
NO PREP word work for every day of the week for every word  
**MEGA BUNDLE**  
Dolch PrePrimer-2nd Grade Lists

**Word of the week**  
ALL PAGES ARE HYPERLINKED  
CLICK AND PRINT

LOTS OF OPTIONS AVAILABLE!



LEARNING WITH Mrs. Leebly

# Thank you

Thank you for downloading this product!

There is nothing that inspires me to make more products and freebies than TPT feedback!

If you have any questions, please email: [mrsleeby@gmail.com](mailto:mrsleeby@gmail.com)

If you like freebies, make sure to follow me!



# Graphics and Fonts by:



[www.pixelpaperprints.com](http://www.pixelpaperprints.com)

Bubbly Borders and more!

Teaches Third In Georgia

[www.teachesthirdingorgia.blogspot.com](http://www.teachesthirdingorgia.blogspot.com)



I Teach. What's Your Super Power?

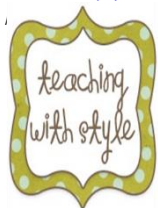
[www.teachingsuperpower.blogspot.com](http://www.teachingsuperpower.blogspot.com)



<http://www.teacherspayteachers.com>



<http://www.etsy.com/people/littlefairyland>



[www.teaching-with-style.com](http://www.teaching-with-style.com)

